




Net Zero Demystified


Nigel Addison-Evans, CEC

David James, Auditel

cec.uk.com | 01737 556631

Control Energy Costs Ltd, Kingsgate, 62 High Street, Redhill RH1 1SH





**Join at slido.com
#2792586**

Nigel Addison- Evans

Has worked within the energy sector for over twenty years, for both suppliers and consultants, advising public and private sector clients on carbon reduction and net zero strategies, tender management for fixed and flexible procurement, bill validation and bureau services. His expertise also extends to regulatory guidance, monitoring and controls to IoT standards, Software as a Service (SaaS), and a diverse range of renewable energy solutions.

Responsible for working with associations, organisations and businesses to help them understand how through taking a holistic approach to energy management, we can support them in reducing their carbon footprint and work towards Net Zero.

As the first point of contact for associations and organisations, he's responsible for providing support, updates and guidance to help individuals and member organisations understand how they can go about managing their energy more effectively through the sometimes, complex journey that the energy sector presents.

Passionate about his role, as everything he does to support clients with their energy management, also helps to reduce their carbon footprint, which in turn reduces our impact on the environment.



Dave James

Is a BSI & NQA Associate Consultant, helping businesses with carbon reduction planning to internationally recognised standards, on their decarbonisation journey to Net Zero.

In 1993 he was a founding partner of the Forest Stewardship Council (FSC®) ensuring the forests sourced globally, were being managed sustainably to prevent deforestation. This ensured that timber was harvested as part of a carefully prepared management plan, biodiversity was maintained, and the forests were protected for the long term

Following The Paris Agreement in 2015, sustainability became his primary focus, starting with the removal of single-use plastic as primary packaging on consumer goods. An industry game changer to the product specification, taking over 700 million items of single-use plastic out of the supply chain annually.

In 2021 with three decades of sustainability experience, he was also the first pioneering BSI Partner globally to be appointed as an Associate Consultant for the delivery of the BSI PAS2060 Standard. An external resource auditor for UKAS accreditation



Introduction to Carbon

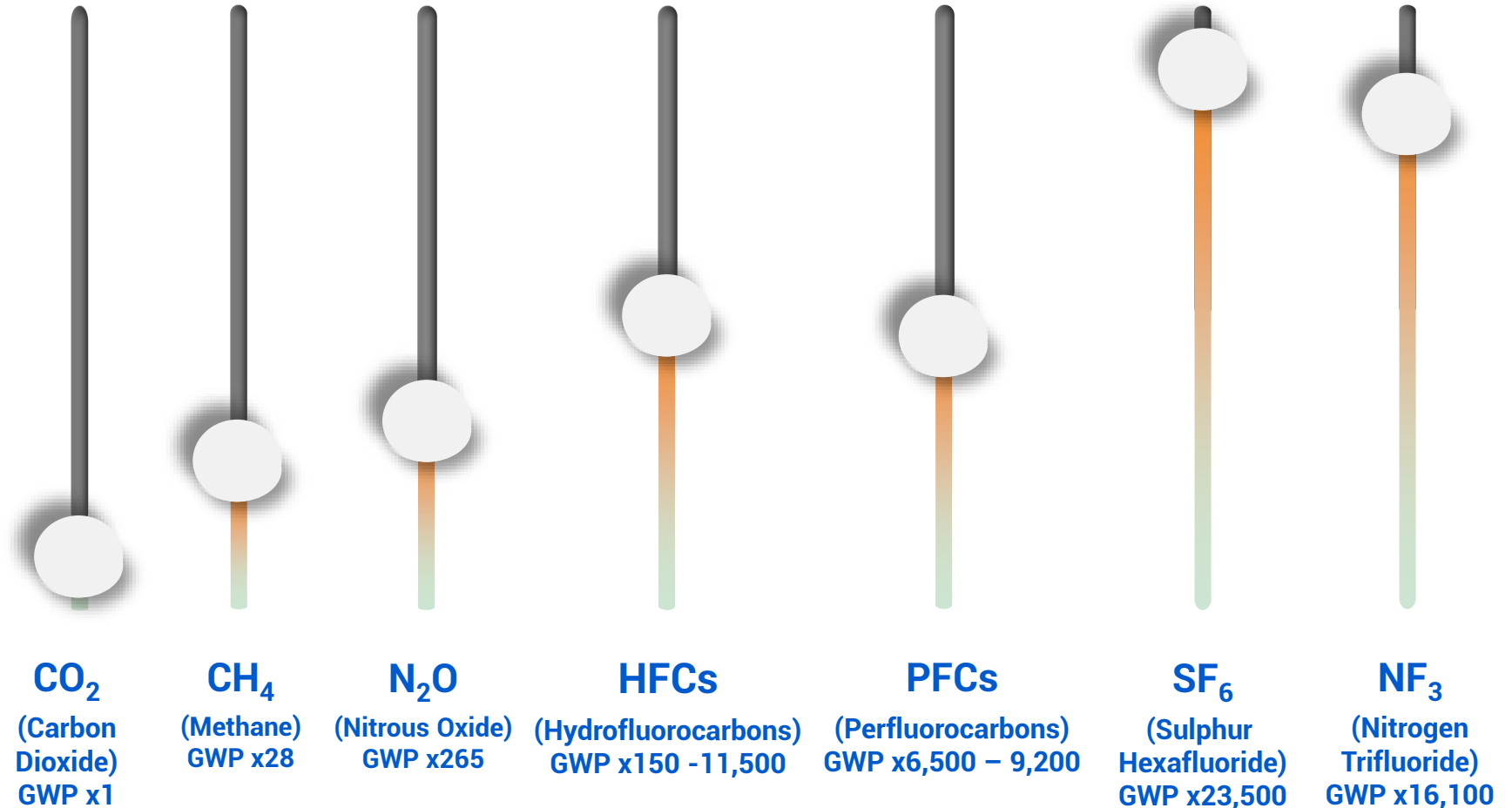
What is CO₂ definition

7 gasses that contribute the most to the greenhouse effect.

These gasses all convert back to an equivalent of carbon dioxide.

This is shown as tonnes of carbon dioxide equivalent and as shown as

tCO₂e



Introduction to Carbon

What the terminology is and what it means

Carbon Neutral – short term

Means balancing your reducing GHG emissions by “offsetting” an equivalent amount of carbon for the amount produced.

Net Zero – long term

This is reached when the amount of residual CO₂e emitted is matched by the quantity of CO₂e removed or captured. You cannot achieve net-zero by offsetting.

Zero Carbon

This means that no CO₂e is emitted at all for an organisation – not really possible (yet).

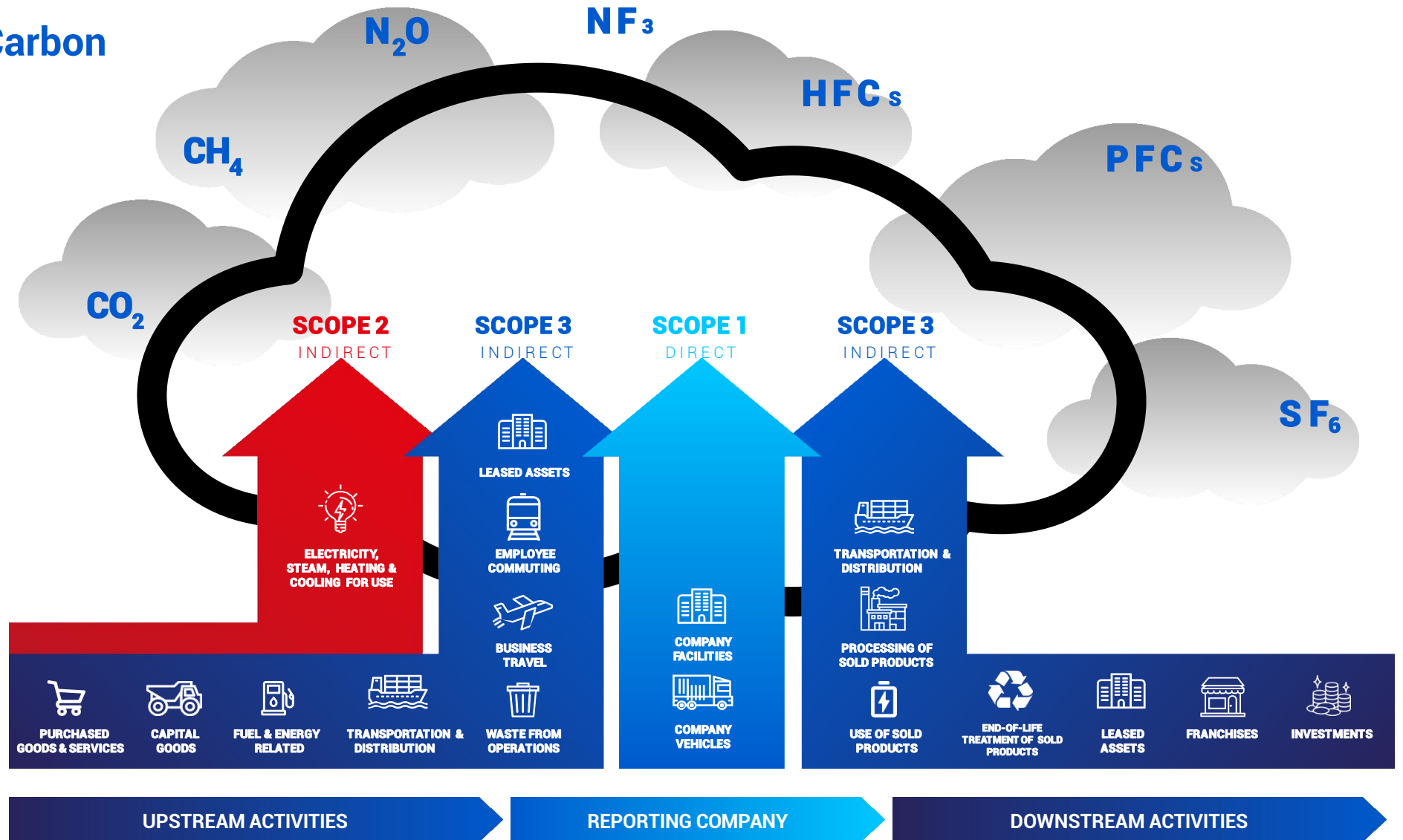
Introduction to Carbon

Scopes 1,2,3

Scope 1
Direct emissions from owned or controlled sources

Scope 2
Indirect emissions from generation of purchased electricity, steam, heating and cooling

Scope 3
All other indirect emissions that occur in an organisation's value chain (waste treatment, purchasing of goods, business travel, employee commuting etc).



Introduction to Carbon

Demystify the Confusion

But we just can't ignore the wider impact of 'sustainability' in our organisation



Climate Action is one of the 17 UN Sustainable Development Goals (SDGs). It is the focus of this project.

slido

Please download and install the
Slido app on all computers you use



Why have you attended today's webinar?

① Start presenting to display the poll results on this slide.

slido

Please download and install the
Slido app on all computers you use



Have you started your net zero journey?

① Start presenting to display the poll results on this slide.

slido

Please download and install the
Slido app on all computers you use



**Do you see net zero as a cost
to your business or as a
benefit to your business?**

① Start presenting to display the poll results on this slide.

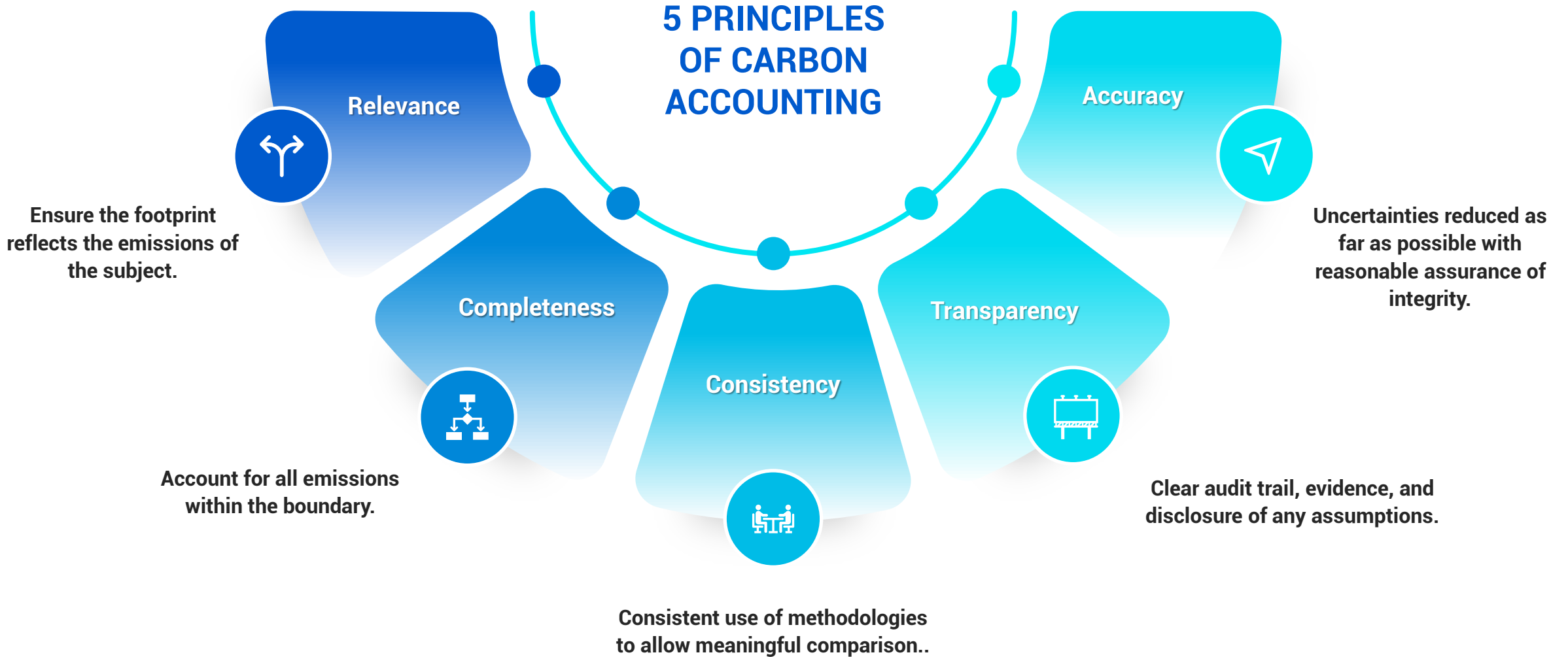
Introduction to Carbon

What standards can be achieved



Carbon Management

5 Principles of Carbon Accounting



Carbon Management

What is Carbon Footprinting?



CARBON INVENTORY DATA COLLECTION

Client: ABC LIMITED

Date: January 2023

Prepared for:

Prepared by:

ABC

Name

Team

Name

Working with:

Data Requirement

Scope 1

Source	Description
Fleet	Fuel usage in type and litre quantity used by month also service records for diesel generator
Gas for Heating	Natural gas usage in meters cubed by month for all sites
HVAC	Quantity of replacement gas used in all air conditioning units at all sites. Available from service contractor or listed on service record.
Oil & Coal for Heating	Litres of oil and tonnes of coal used for heating that are the xxxxx responsibility

Scope 2

Source	Description
Electricity	Usage in kWh's by month for all sites

Scope 3

Source	Description
Purchased Goods & Services	Tier 1 suppliers' scope 1 and 2 emissions. We will send out a questionnaire asking where they are on their carbon reduction journey, we will then ask for letters of authority so that we can speak to them.
Capital Goods	We do not calculate embedded carbon, we need a list of all capital goods purchased and the supplier location, we will need to know if these items were collected by you or sent via other transport.
Fuel & Energy Related Activities	This mainly relates to the losses incurred when electricity is transported from the supplier to your sites, we do not need any data from you regarding this category.
Upstream Transport & Distribution	We will need a list of all deliveries made to any of your sites during the reporting period, this will need to include the weight of the consignment including any pallets or packaging, the origin postcode and the destination postcode will also need to be supplied. With an LOA we can contact the supplier and ask for this information if you do not have it logged.
Waste from Operations	We will need to know all waste movements, we will need the weight and category of waste, including how the waste has been disposed of. With an LOA we can contact the supplier and ask for this information if you do not have it logged. Water bills by meters cubed by month/quarter.



Carbon Management

What is Carbon Footprinting?

auditel

CARBON FOOTPRINT REPORT FOR AUDITEL (U.K.) LIMITED

Client: Auditel (U.K.) Limited Date: 01/06/2023
 Prepared for: Christopher Aston - Managing Director Peter Davidson - Carbon Auditor
 Period: 2022

auditel | THE COST, PROCUREMENT & CARBON SOLUTIONS COMPANY

ACFR: 23 / 029

Auditel (U.K.) Limited Summary Carbon Footprint Report

This is a summary of the Carbon Inventory and subsequent Footprint Report produced on behalf of Auditel (U.K.) Limited by Auditel for the reporting period of 01/01/22 – 31/12/22. The inventory work and reporting was carried out in line with the GHG Protocol Corporate Accounting and Reporting Standard and represents a faithful, true, and fair account of Auditel (U.K.) Limited's GHG emissions from the data available. The full report should be considered when reading this summary and can be obtained at info@auditel.co.uk

TOTAL EMISSIONS AND INTENSITY METRICS

75.87	1.03	15.17	7.59
Total tCO ₂ e	tCO ₂ e Per Franchise	tCO ₂ e Per Employee	tCO ₂ e Per £1 Million Turnover

TOTAL EMISSIONS BY SCOPE

Scopes	tCO ₂ e
Scope 1	6.15
Scope 2	1.62
Scope 3	68.10

8% Scope 1, 2% Scope 2, 90% Scope 3

Source	Scope	tCO ₂ e
Buildings	1	6.02
Fuels	1	0.13
Electricity	2	1.62
Purchased Goods & Services	3	2.29
Capital Goods	3	No capital goods purchased in the period
Fuel & Energy Related Activities	3	0.26
Waste Generated from Operations	3	No products produced
Business Travel	3	2.55
Employee Commuting & Home Working	3	3.96
Upstream Leased Assets	3	None
Downstream Transport & Distribution	3	No products produced
Processing of Sold Products	3	No products produced
Sale of Sold Products	3	No products produced
End of Life Treatment of Sold Products	3	No products produced
Downstream Leased Assets	3	58.90
Investments	3	None
		75.87

AUDITEL.CO.UK
 Auditel's Mission to help organisations become Verified Carbon Neutral in a measurable, meaningful way.

bsi Associate Consultant nq:app

auditel | THE COST, PROCUREMENT & CARBON SOLUTIONS COMPANY

Low Uncertainty Emissions by Area without Franchise Data

This bar chart shows emissions by area, highlighting low uncertainty areas.

GHG Protocol & Boundary

A flowchart detailing the GHG Protocol Corporate Accounting and Reporting Standard and the company's boundary.

Calculations

Tables showing the calculation of total emissions and intensity metrics.

Reporting company

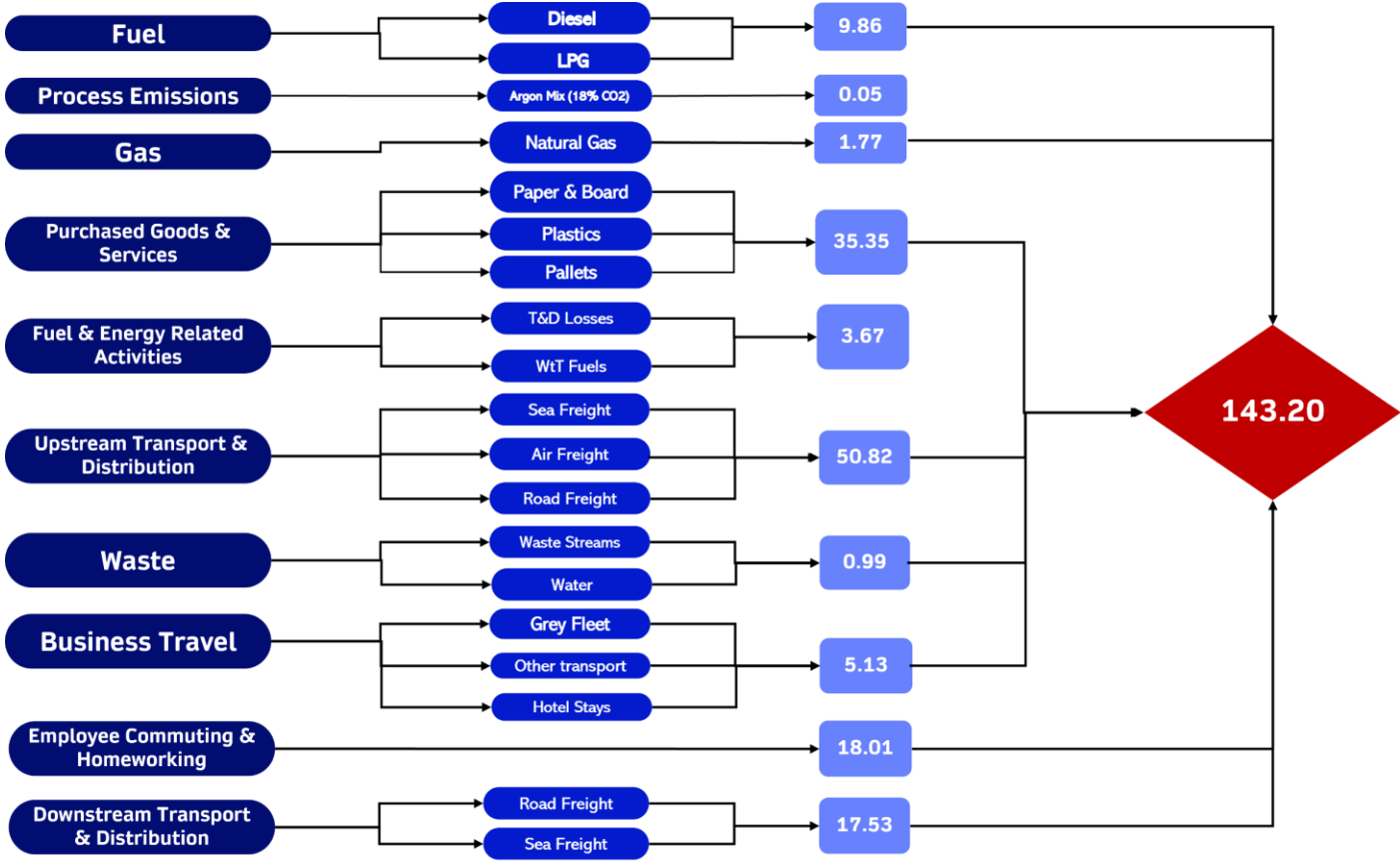
Information regarding the reporting company, Auditel (U.K.) Limited.

AUDITEL.CO.UK
 Auditel's Mission to help organisations become Verified Carbon Neutral in a measurable, meaningful way.

bsi Associate Consultant nq:app

Carbon Management

What is Carbon Footprinting?



Evolution of Carbon Management

Auditel Carbon Maturity Model



Accounting
Externally verified full carbon accounts



Reductions
Product or Service design changes to lower carbon



Procurement
Integrated cost & carbon management



Leadership
Openly sharing and mentoring others in industry to do the same

Whole life carbon in products, both used and sold

Purchase decisions driven by reductions

Operational foot printing with enhanced emission factors

Wider operational changes e.g., Fleet, estate &/or distribution changes

Procurement sustainability screening

Operational foot printing normalizing - improved data

Scope 1 & 2 reductions e.g., Energy Audits

Mandatory supplier requirements

Operational Footprint - Data Gaps

Quick wins e.g., Renewable Energy

Key Supplier engagement

Apply environment consideration to every business case

Simple supplier survey

Board level discussions on carbon

Appoint board level sustainable representative

Creation of environmental team

Auditel Carbon Maturity Model

- 1** Beginner
- 2** Emerging
- 3** Established
- 4** Mature
- 5** Market Leader

Data Improvement Planning

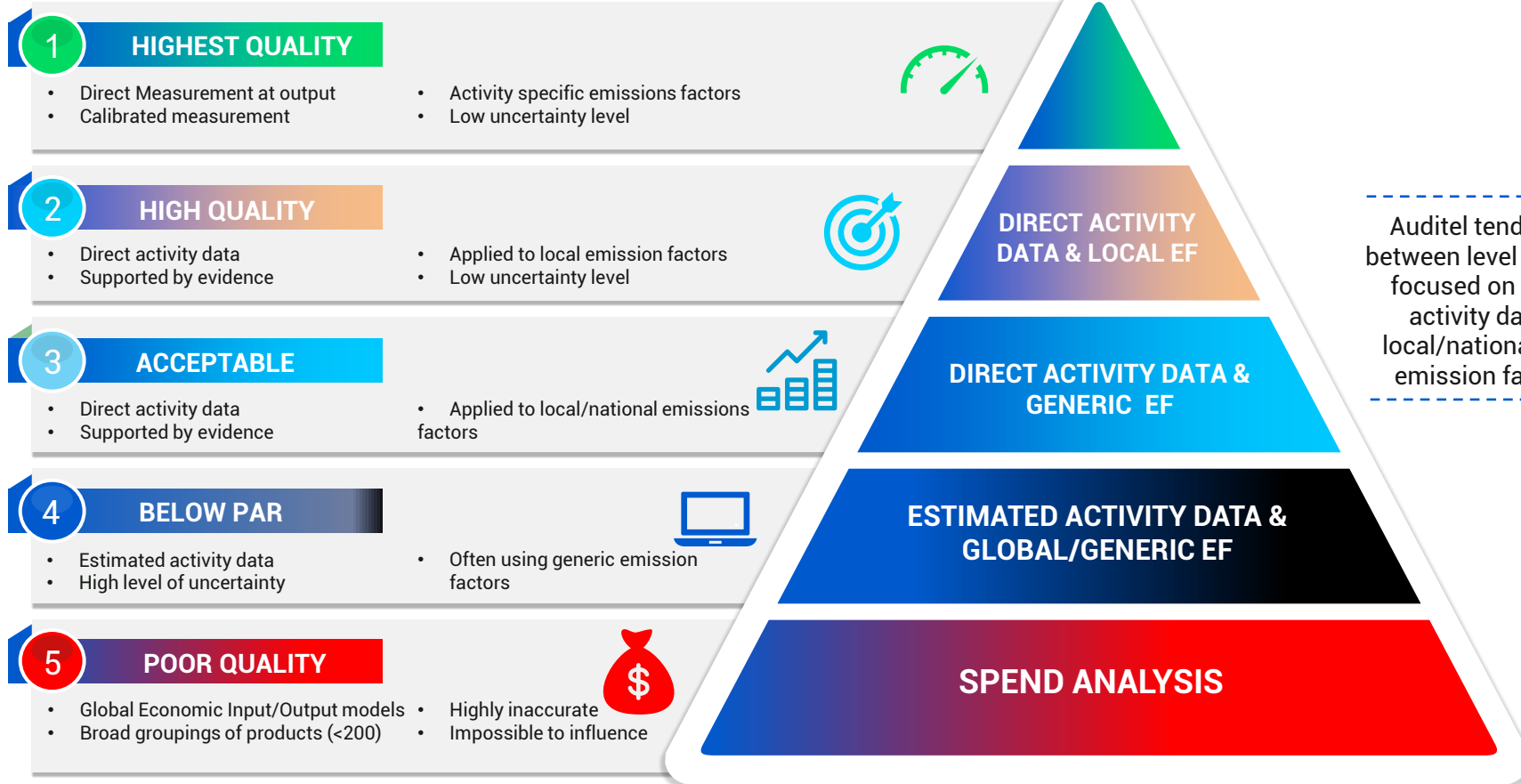


Data Improvement Planning

Auditel Hierarchy of data quality

CEMS
Continuous Emissions
Monitoring Systems
(CEMS)

On average only
regulated emitters
reach this level



Auditel tend to sit
between level 2 and 3,
focused on direct
activity data &
local/national level
emission factors

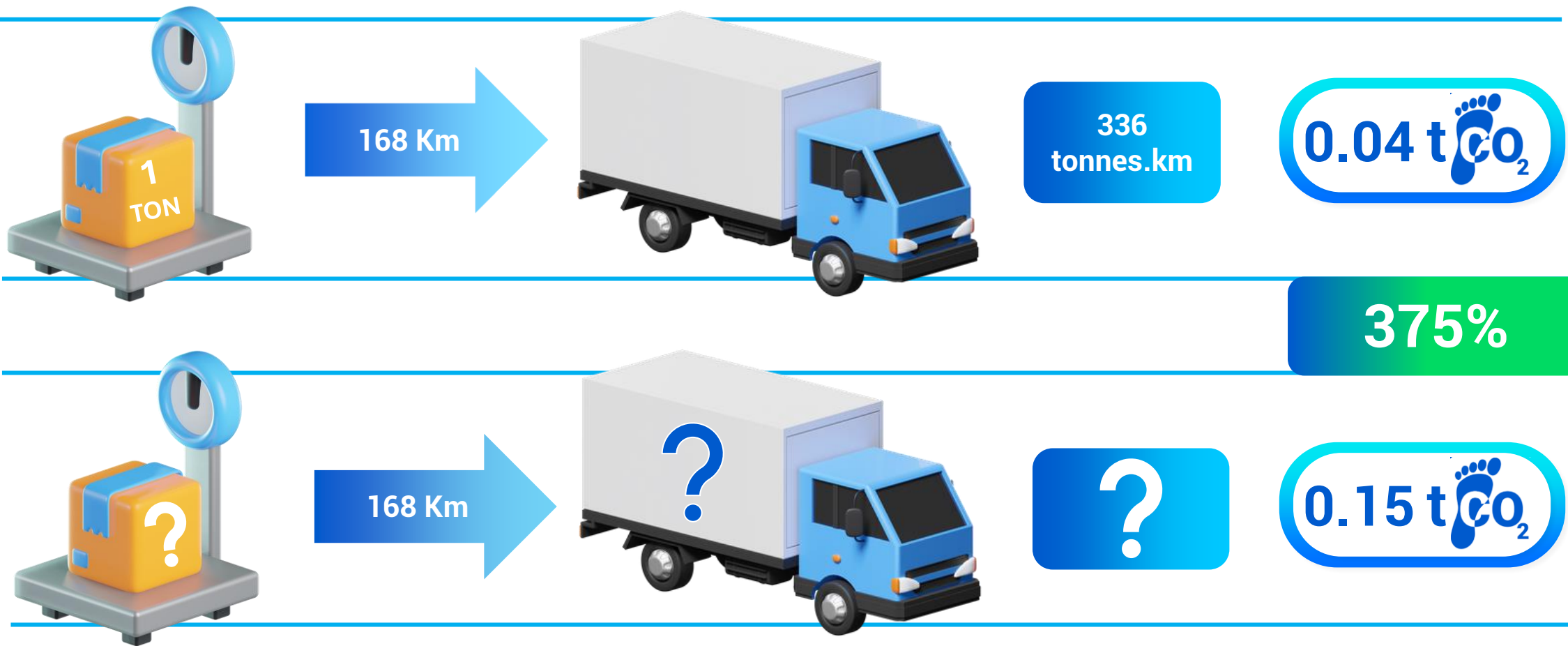
Uncertainty Level

Carbon Management

The Collection of Data

Scenario 1 is based on 2023 government conversion factors of actual weight times distance using HGV (All Diesel) Rigid>17 tonnes 100% Laden.

Scenario 2 is based on 2023 government conversion factors HGV (all Diesel) All HGV's Km 100% Laden.







Carbon Management

The Collection of Data



Carbon Management Data Quality Summary

Grade	Activity	% of emissions
 GOOD	Data is good quality; it will enable a meaningful; carbon report and will be accepted by internal and external verifiers	65%
 USABLE	Data is useable. However, the accuracy is not verifiable (or caused a 'verified with comments' outcome) and could be questioned or refused by internal and external verifiers.	15%
 BELOW STANDARD	Data is either missing, incomplete or its accuracy is below the Standard required for meaning carbon reporting.	18%
 BLANK	Data has not been graded for quality	2%

Carbon Management

Carbon Intensity Metrics Q1 2024

	XYZ Ltd	Professional Services	Wholesale & Distribution	Manufacturing	Construction	Not for profit	Hospitality
Total tonnes of CO ₂ e per £1m revenue	19.86	Avg 23.93	Avg 62.99	Avg 103.17	Avg 60.57	Avg 71.55	Avg 181.90
Total tonnes of CO ₂ e per employee	2.84	Avg 4.07	Avg 12.07	Avg 24.61	Avg 18.20	Avg 3.30	Avg 8.19



Note: Comparative data is based on data from Auditel clients with completed and verified carbon footprints and should not be treated as benchmarks. Sample sizes are small with 73 verified carbon accounts included. We are updating our data set on an ongoing basis.

Net Zero



CEC Services that support your Journey

- Carbon Solutions
- Energy Procurement
- Utilities connections and siteworks
- CEC Solutions
- Forensic Cost Recovery
- Invoice Resolution





**What would you like support
with on your net zero journey ?**



Get in touch

Nigel Addison-Evans, Business development Manager

Nigel.Addison-evans@cec.uk.com

07500 027480

hello@cec.uk.com | 01737 556631

Control Energy Costs Ltd, Kingsgate, 62 High Street, Redhill RH1 1SH

Visit our website to find out more about how we can help.

cec.uk.com/services

